

Yüksek performanslı bakım gerektirmeyen AGM aküler

Parça Numarası	Voltaj (V)	Kapasite (Ah 10hr)	Kapasite (Ah 20hr)	CCA @ -18°C	Tüm ölçüler mm cinsi ±2 mm			Asitli ağırlık (Kg)	Asit hacmi (L)	Sarıj akımı (Amps)	Terminal (Bakınız Sayfa 14)	Yükseltme seçeneği	Not	Paket Tipi	Montaj Şekli
					Uzunluk	Genişlik	Yükseklik								
GYZ® yüksek performans bakım gerektirmeyen AGM															
GYZ16H	12	16	16.8	240	150	87	145	5.6	N/A	1.6	5			WC	
GYZ16HL	12	16	16.8	240	150	87	145	5.6	N/A	1.6	5			WC	
GYZ20H	12	20	21.1	320	175	87	155	7.1	N/A	2	14			WC	
GYZ20HL	12	20	21.1	320	175	87	155	7.1	N/A	2	14			WC	
GYZ20L	12	20	21.1	250	175	87	155	6.9	N/A	2	4			WC	
GYZ32HL	12	32	33.7	500	166	126	175	11.2	N/A	3.2	14			WC	
YTZ® yüksek performans bakım gerektirmeyen AGM															
YTZ4V	12	3	3.2	64	113	70	85	1.6	N/A	0.3	5			CP / WC	
YTZ5S	12	3.5	3.7	65	115	72	86	1.6	0.19	0.1	5			CP / WC	
YTZ6V	12	5	5.3	90	113	70	105	2	0.5	0.5	5			CP / WC	
YTZ7S	12	6	6.3	130	113	70	105	2.1	N/A	0.6	5			WC	
YTZ7V	12	6	6.3	105	113	70	120	2.5	N/A	0.6	5			WC	
YTZ8V	12	7	7.4	120	113	70	130	2.7	N/A	0.7	5			WC	
YTZ10S	12	8.6	9.1	190	150	87	93	3.2	N/A	0.9	11			WC	
YTZ12S	12	11	11.6	210	150	87	110	3.7	N/A	1.1	11			WC	
YTZ14S	12	11.2	11.8	230	150	87	110	3.9	N/A	1.1	11			WC	
YTX® yüksek performans bakım gerektirmeyen AGM															
YTX14AH-BS	12	12	12.6	210	134	89	166	4.9	0.66	1.2	4		(ii)	CP	
YTX14AHL-BS	12	12	12.6	210	134	89	166	4.9	0.66	1.2	4			CP	
YTX14H-BS / YTX14H	12	12	12.6	240	150	87	145	4.8	0.69	1.2	4			CP / WC	
YTX20CH-BS	12	18	18.9	270	150	87	161	6.1	0.82	1.8	4			CP	
YTX20H-BS	12	18	18.9	310	175	87	155	6.3	0.93	1.8	4	GYZ16H		CP	
YTX20HL-BS / YTX20HL	12	18	18.9	310	175	87	155	6.3	0.93	1.8	4	GYZ20HL		CP / WC	
YTX20HL-BS-PW	12	18	18.9	310	175	87	175	6.3	0.93	1.8	4		(i)	CP	
YTX24HL-BS	12	21	22.1	350	205	87	162	7.9	0.99	2.1	4			CP	
YIX yüksek performans bakım gerektirmeyen AGM															
YIX30L	12	30	31.6	400	166	126	175	9.9	N/A	3	5	GYZ32HL		WC	
YIX30L-BS	12	30	31.6	400	166	126	175	9.9	1.4	3	5	GYZ32HL		CP	
YIX30L-BS-PW / YIX30L-PW	12	30	31.6	400	166	126	175	9.9	1.4	3	5		(iii)	CP / WC	
















Bakım gerektirmeyen AGM aküler

YTX® bakım gerektirmeyen AGM															
YTX4L-BS / YTX4L	12	3	3.2	50	114	71	86	1.4	0.18	0.4	5			CP / WC	
YTX5L-BS / YTX5L	12	4	4.2	80	115	72	107	2	0.24	0.5	5			CP / WC	
YTX7A-BS / YTX7A	12	6	6.3	105	150	87	93	2.6	0.33	0.6	5			CP / WC	
YTX7L-BS / YTX7L	12	6	6.3	100	115	72	132	2.5	0.33	0.6	5	YTZ8V		CP / WC	
YTX9-BS / YTX9	12	8	8.4	135	152	87	105	3	0.4	0.8	5			CP / WC	
YTX12-BS / YTX12	12	10	10.5	180	150	87	130	4.2	0.6	1	5			CP / WC	
YTX14-BS / YTX14	12	12	12.6	200	150	87	145	4.6	0.69	1.2	5	YTX14H-BS		CP / WC	
YTX14L-BS	12	12	12.6	200	150	87	145	4.6	0.69	1.4	5	GYZ16HL		CP	
YTX15L-BS	12	13	13.7	230	175	87	130	4.8	0.69	1.3	4			CP	
YTX16-BS / YTX16	12	14	14.7	230	150	87	161	5.3	0.78	1.4	4	YTX20CH-BS		CP / WC	
YTX16-BS-1	12	14	14.7	230	150	87	161	5.3	0.78	1.4	1			CP	
YTX20A-BS	12	17	17.9	270	150	87	161	6	0.82	1.7	4	YTX20CH-BS		CP	
YTX20-BS	12	18	18.9	270	175	87	155	6.7	0.93	1.8	4	YTX20H-BS		CP	
YTX20L-BS / YTX20L	12	18	18.9	270	175	87	155	6.7	0.93	1.8	4	YTX20HL-BS		CP / WC	





















(i) YB16CL-B'yi değiştirirken gereken 20 mm'lik ara parçayı içerir. (ii) YB14A-A1 ve YB14A-A2'yi değiştirirken gereken 10 mm'lik ara parçayı içerir. (iii) 2003 yılı ve üzeri tüm BRP (Sea-Doo) 1500cc 4 zamanlı modellere uyacak 17 mm ara parçası içerir.

* CCA (Soğuk Marş Amperi) derecesi yalnızca referans amaçlıdır. CCA teorik olarak hesaplanan bir değerdir. Gerçek performans test koşullarına bağlı olarak değişiklik gösterebilir.

Bakım gerektirmeyen AGM aküler

Parça Numarası	Voltaj (V)	Kapasite (Ah 10hr)	Kapasite (Ah 20hr)	CCA @ -18°C	 (Tüm ölçüler mm cinsi ±2 mm)			 Asitli ağırlık (Kg)	 Asit hacmi (L)	 Sarj akımı (Amps)	Terminal (Bakınız Sayfa 14)	Yükseltme seçeneği	Not	Paket Tipi	 Montaj Şekli
					Uzunluk	Geniřlik	Yükseklik								
YTb bakım gerektirmeyen AGM															
YTB4L	12	4	4.2	50	121	71	93	1.7	N/A	0.4	5			WC	
YTB9	12	9	9.5	95	135	75	140	3.1	N/A	0.9	6			WC	
YT bakım gerektirmeyen AGM															
YT4B-BS	12	2.3	2.4	40	114	39	86.5	1.1	0.12	0.3	13			CP	
YTR4A-BS	12	2.3	2.4	45	114	49	86	1.1	0.14	0.3	12			CP	
YT7B-BS / YT7B	12	6.5	6.8	110	150	65	93	2.7	0.31	0.7	11			CP / WC	
YT9B-BS / YT9B	12	8	8.4	120	150	70	105	3	0.4	0.8	11			CP / WC	
YT12A-BS / YT12A	12	10	10.5	175	150	87	105	3.5	0.5	1	5			CP / WC	
YT12B-BS / YT12B	12	10	10.5	210	150	69	130	4.1	0.5	1	11			CP / WC	
YT14B-BS / YT14B	12	12	12.6	210	150	70	145	4.6	0.6	1.2	11			CP / WC	
YT19BL-BS / YT19BL	12	17.7	19	170	186	82	171	5.7	0.95	1.9	10			CP / WC	

YuMicron serisi aküler

































YuMicron®															
Parça Numarası	Voltaj (V)	Kapasite (Ah 10hr)	Kapasite (Ah 20hr)	CCA @ -18°C	Uzunluk	Geniřlik	Yükseklik	Asitli ağırlık (Kg)	Asit hacmi (L)	Sarj akımı (Amps)	Terminal (Bakınız Sayfa 14)	Yükseltme seçeneği	Not	Paket Tipi	Montaj Şekli
YB2.5L-C	12	2.5	2.6	15	81	71	106	1	0.25	0.3	-			DC	
YB3L-A	12	3	3.2	30	99	57	111	1.3	0.3	0.3	6			DC	
YB3L-B	12	3	3.2	30	99	57	111	1.3	0.3	0.3	6			DC / CP	
YB4L-A	12	4	4.2	45	120	70	92	1.5	0.3	0.4	5	YTX4L-BS		DC	
YB4L-B	12	4	4.2	45	121	71	93	1.5	0.3	0.4	5	YTB4L		DC / CP	
YB5L-B	12	5	5.3	60	121	61	131	2	0.36	0.5	6			DC / CP	
YB6L-B	12	6	6.3	65	138	72.5	100	2.1	0.4	0.6	6			DC	
YB7B-B	12	7	7.4	80	152	61	132	3.1	0.5	0.7	6			DC / CP	
YB7C-A	12	7	7.4	75	130	90	114	3	0.6	0.8	3			DC / CP	
YB7-A	12	8	8.4	105	136	75	133	3	0.6	0.8	6			DC / CP	
YB7L-B	12	8	8.4	75	135	75	133	2.9	0.6	0.8	6			DC / CP	
YB7L-B2	12	8	8.4	75	135	75	133	2.9	0.6	0.8	4			DC	
YB9A-A	12	9	9.5	115	135	75	155	3.1	0.6	0.9	6			DC	
YB9L-A2	12	9	9.5	100	135	75	139	3.1	0.6	0.9	2			DC / CP	
YB9-B	12	9	9.5	115	137	77	141	3.1	0.6	0.9	6	YTB9		DC / CP	
YB9L-B	12	9	9.5	115	137	77	141	3.1	0.6	0.9	6			DC	
YB10A-A2	12	11	11.6	120	135	90	155	4	0.8	1.1	8			DC	
YB10L-A2	12	11	11.6	120	135	90	145	4.2	0.8	1.1	8			DC / CP	
YB10L-B	12	11	11.6	120	135	90	145	4	0.8	1.1	6			DC / CP	
YB10L-B2	12	11	11.6	120	135	90	145	4	0.8	1.1	8			DC / CP	
YB12B-B2	12	11	11.6	140	160	90	130	4	0.8	1.2	8			DC	
YB10L-BP	12	12	12.6	165	135	90	145	4	0.8	1.1	6			DC	
YB12A-A	12	12	12.6	150	134	80	160	4.1	0.8	1.2	6			DC / CP	
YB12AL-A	12	12	12.6	150	136	82	162	4	0.8	1.2	6	YB12AL-A2		DC	
YB12AL-A2	12	12	12.6	150	134	80	160	4	0.75	1.2	8		(i)	DC / CP	
YB12A-B	12	12	12.6	150	134	80	160	4	0.75	1.2	6			DC / CP	
YB12C-A	12	12	12.6	150	134	80	175	4.3	0.8	1.2	4			DC	
YB14-A2	12	14	14.7	175	134	89	166	4.6	0.9	1.4	8	YTX14AH-BS		DC / CP	
YB14-B2	12	14	14.7	175	134	89	166	4.6	0.9	1.4	8	YTX14AH-BS		DC / CP	
YB14A-A1	12	14	14.7	175	134	89	176	4.5	0.9	1.4	6	YTX14AH-BS		DC	

DC = Kuru řarjlı (asit paketi dahil deęildir) CP = Kombi paketi (asit paketi dahil) WC = Islak řarjlı (doldurulmuř ve takılmaya hazır) 15. sayfadaki aıklamaya bakın.
















(i) YB16CL-B'yi deęiřtirirken gereken 20 mm'lik ara parayı ierir.

* CCA (Soęuk Marř Amper) derecesi yalnızca referans amaçlıdır. CCA teorik olarak hesaplanan bir deęerdir. Gerek performans test kořullarına baęlı olarak deęiřlik gösterebilir.

YuMicron serisi aküler

Parça Numarası	Voltaaj (V)	Kapasite (Ah 10hr)	Kapasite (Ah 20hr)	CCA @ -18°C	 (Tüm ölçüler mm cinsi ±2 mm)			 Asitli ağırlık (Kg)	 Asit hacmi (L)	 Sarıj akımı (Amps)	Terminal (Bakınız Sayfa 14)	Yükseltme seçeneği	Not	Paket Tipi	 Montaj Şekli
					Uzunluk	Geniçlik	Yükseklik								
YuMicron®															
YB14A-A2	12	14	14.7	175	134	89	176	4.5	0.9	1.4	8	YTX14AH-BS		DC / CP	
YB14L-A	12	14	14.7	190	134	89	166	4.6	0.9	1.4	6			DC	
YB14L-A1	12	14	14.7	175	134	89	166	4.6	0.9	1.4	1			DC	
YB14L-A2	12	14	14.7	175	136	91	168	4.6	0.9	1.4	8	YTX14AHL-BS		DC / CP	
SYB14L-A2	12	14	14.7	175	134	89	166	4.6	0.9	1.4	8			DC	
YB14L-B2	12	14	14.7	175	134	89	166	4.6	0.9	1.4	8			DC / CP	
YB16AL-A2	12	16	16.8	210	207	71.5	164	5.3	1.1	1.6	2			DC / CP	
YB16B-A	12	16	16.8	207	160	90	161	5.1	1	1.6	4			DC	
YB16B-A1	12	16	16.8	207	160	90	161	5.1	1	1.6	7		(i)	DC / CP	
YB18-A	12	18	18.9	215	180	90	162	5.8	1.2	1.8	7	YTX20-BS		DC	
YB18L-A	12	18	18.9	215	180	90	162	5.8	1.2	1.8	7	YTX20L-BS		DC / CP	
YB16-B	12	19	20	215	175	100	155	6.3	1.2	1.9	6			DC / CP	
YB16L-B	12	19	20	215	175	100	155	6.3	1.2	1.9	6	YTX20L-BS		DC / CP	
YB16CL-B	12	19	20	240	175	100	175	6.1	1.2	1.9	5	YTX20HL-BS-PW		DC / CP	
YB30L-B	12	27.9	30	300	168	132	176	8.5	1.7	3	4	Y1X30L		DC	
YB30CL-B	12	27.9	30	300	168	132	192	8.8	1.7	3	4	Y1X30L-BS-PW		DC	
Y50-N18A-A	12	20	21.1	240	205	90	176	6.5	1.5	2	7			DC	
Y50-N18L-A	12	20	21.1	240	205	90	162	7.4	1.4	2	7			DC / CP	
Y50-N18L-A3	12	20	21.1	240	205	90	162	7.4	1.4	2	4	YTX24HL-BS		DC	
SY50-N18L-AT	12	20	21.1	240	205	90	162	6.5	1.4	2	7	YTX24HL-BS		DC / CP	
Y60-N24-A	12	28	29.5	241	184	124	175	8.6	1.7	2.8	3			DC	
Y60-N24L-A	12	28	29.5	241	184	124	175	8.6	1.7	2.8	3			DC / CP	
51814	12	-	18	100	186	82	171	5.6	1	1.9	10		*	DC / CP	
51913	12	-	19	100	186	82	171	5.6	1	1.9	10	YT19BL-BS	*	DC / CP	
52015	12	-	20	110	186	82	171	5.6	1	2	10	YT19BL-BS	*	DC	
52515	12	-	25	130	186	130	171	8.4	1.8	2.5	10		*	DC / CP	
53030	12	-	30	180	186	130	171	9.4	1.6	3	10		*	DC / CP	

Konvansiyonel Aküler



































Konvansiyonel 12 Volt															
12N5-3B	12	5	5.3	35	120	60	130	2	0.4	0.5	6	YB5L-B		DC / CP	
12N5-4B	12	5	5.3	39	120	60	130	2	0.4	0.5	6			DC	
12N5.5-3B	12	5.5	5.8	55	135	60	130	2.5	0.4	0.6	6			DC / CP	
12N5.5-4A	12	5.5	5.8	55	135	60	130	2.5	0.4	0.6	2			DC	
12N5.5-4B	12	5.5	5.8	55	137	61	131	2.5	0.4	0.6	6			DC	
12N5.5A-3B	12	5.5	5.8	55	103	90	114	2.4	0.5	0.6	6			DC / CP	
12N7-3B	12	7	7.4	70	135	75	133	3	0.5	0.7	6	YB7L-B		DC / CP	
12N7-4A	12	7	7.4	70	135	75	133	3	0.5	0.7	6	YB7-A		DC / CP	
12N7-4B	12	7	7.4	70	135	75	133	3	0.5	0.7	6			DC	
12N7B-3A	12	7	7.4	70	151	61	131	2.9	0.5	0.7	6			DC	
12N7D-3B	12	7	7.4	70	135	75	150	2.9	0.6	0.7	6			DC	
12N9-3A	12	9	9.5	80	135	75	139	3.3	0.6	0.9	9			DC	
12N9-3B	12	9	9.5	85	135	75	139	3.2	0.6	0.9	6	YB9L-B		DC / CP	
12N9-4B-1	12	9	9.5	85	135	75	139	3.2	0.6	0.9	6	YB9-B		DC / CP	
12N10-3A	12	10	10.5	100	135	90	145	3.9	0.8	1	6			DC	

DC = Kuru şarjlı (asit paketi dahil değildir) CP = Kombi paketi (asit paketi dahil) WC = Islak şarjlı (doldurulmuş ve takılmaya hazır)

(i) YB16CL-B'yi değiştirirken gereken 20 mm'lik ara parçayı içerir.

* CCA (Soğuk Marş Amperi) derecesi yalnızca referans amaçlıdır. CCA teorik olarak hesaplanan bir değerdir. Gerçek performans test koşullarına bağlı olarak değişiklik gösterebilir.

Conventional batteries

Parça Numarası	Voltaaj (V)	Kapasite (Ah 10hr)	Kapasite (Ah 20hr)	CCA @ -18°C	 (Tüm ölçüler mm cinsi ±2 mm)			 Asitli ağırlık (Kg)	 Asit hacmi (L)	 Şarj akımı (Amps)	Terminal (Bakınız Sayfa 14)	Yükseltme seçeneği	Not	Paket Tipi	 Montaj Şekli
					Uzunluk	Genişlik	Yükseklik								
															
12N12A-4A-1	12	12	12.6	120	134	80	160	3.7	0.7	1.2	6	YB12A-A		DC / CP	
12N14-3A	12	14	14.7	125	134	89	166	4.5	0.8	1.4	8	YB14L-A2		DC / CP	
12N24-3A	12	24	25.3	200	184	124	175	7.9	1.8	2.4	3			DC	
12N24-3	12	24	25.3	200	184	124	175	7.9	1.8	2.4	3			DC	
12N24-4	12	24	25.3	190	184	124	179	7.6	1.6	2.4	3			DC / CP	
YHD-12	12	29	29.5	200	206	133	165	8.3	2.2	2.8	9			DC	
Konvansiyonel 6 Volt															
6N2-2A	6	2	2.1		70	47	96	0.5	0.1	0.2	-			DC	
6N2-2A-1	6	2	2.1		70	47	96	0.5	0.1	0.2	-			DC	
6N2-2A-3	6	2	2.1		70	47	96	0.5	0.1	0.2	-			DC	
6N2-2A-4	6	2	2.1		70	47	96	0.5	0.1	0.2	-			DC	
6N2-2A-8	6	2	2.1		70	47	96	0.5	0.1	0.2	-			DC	
6N2-2A-9	6	2	2.1		70	47	96	0.5	0.1	0.2	-			DC	
6N2A-2C	6	2	2.1		70	47	106	0.5	0.1	0.2	-			DC	
6N2A-2C-1	6	2	2.1		70	47	106	0.5	0.1	0.2	-			DC	
6N2A-2C-3	6	2	2.1		70	47	106	0.5	0.1	0.2	-			DC	
6N2A-2C-4	6	2	2.1		70	47	106	0.5	0.1	0.2	-			DC	
6N4-2A	6	4	4.2		71	71	96	0.8	0.2	0.4	-			DC	
6N4-2A-2	6	4	4.2		71	71	96	0.8	0.2	0.4	-			DC	
6N4-2A-3	6	4	4.2		71	71	96	0.8	0.2	0.4	-			DC	
6N4-2A-4	6	4	4.2		71	71	96	0.8	0.2	0.4	-			DC	
6N4-2A-5	6	4	4.2		71	71	96	0.8	0.2	0.4	-			DC	
6N4-2A-7	6	4	4.2		71	71	96	0.8	0.2	0.4	-			DC	
6N4-2A-8	6	4	4.2		71	71	96	0.8	0.2	0.4	-			DC	
6N4-2A-9	6	4	4.2		71	71	96	0.8	0.2	0.4	-			DC	
6N4A-4D	6	4	4.2		61	57	131	1	0.2	0.4	-			DC	
6N4B-2A	6	4	4.2		102	48	96	1	0.2	0.4	-			DC	
6N4B-2A-3	6	4	4.2		102	48	96	1	0.2	0.4	-			DC	
6N4B-2A-4	6	4	4.2		102	48	96	1	0.2	0.4	-			DC	
6N4B-2A-5	6	4	4.2		102	48	96	1	0.2	0.4	-			DC	
6N4C-1B	6	4	4.2		71	71	105	0.8	0.2	0.4	-			DC	
6N5.5-1D	6	5.5	5.8		90	70	100	1.1	0.3	0.6	-			DC	
6N6-1B	6	6	6.3		99	57	111	1.2	0.3	0.6	-			DC	
6N6-3B	6	6	6.3		99	57	111	1.3	0.3	0.6	6			DC	
6N6-3B-1	6	6	6.3		99	57	111	1.3	0.3	0.6	6			DC / CP	
6N6-1D	6	6	6.3		99	57	111	1.2	0.3	0.6	-			DC	
6N6-1D-2	6	6	6.3		99	57	111	1.2	0.3	0.6	-			DC	
6YB8L-B	6	8	8.4		120	70	95	1.6	0.31	0.8	6			DC	
6N11-2D	6	11	11.6		150	70	100	2	0.4	1.1	6			DC	
6N11A-1B	6	11	11.6		122	62	131	2.1	0.4	1.1	6			DC	
6N11A-3A	6	11	11.6		122	62	131	2.1	0.4	1.1	6			DC / CP	
6N11A-4	6	11	11.6		122	62	131	2.1	0.4	1.1	6			DC	
6N12A-2C	6	12	12.6		156	57	116	2	0.5	1.2	9			DC	
6N12A-2D	6	12	12.6		156	57	116	2.3	0.45	1.2	6			DC	
B39-6	6	7	7.4		126	48	126	1.7	0.3	0.7	6			DC	
B49-6	6	8	8.4		91	83	161	2.1	0.5	0.8	6			DC / CP	
B38-6A	6	13	13.7		119	83	161	2.9	0.62	1.3	6			DC	

DC = Kuru şarjlı (asit paketi dahil değildir) CP = Kombi paketi (asit paketi dahil) WC = Islak şarjlı (doldurulmuş ve takılmaya hazır)
15. sayfadaki açıklamaya bakın.

* CCA (Soğuk Marş Amperi) derecesi yalnızca referans amaçlıdır. CCA teorik olarak hesaplanan bir değerdir. Gerçek performans şunlardan dolayı değişebilir: test koşulları.